

### Checking Out and Reading with Mobile Apps



Enhance your reading experience with RBdigital mobile apps, including those for iOS, Android™, and Kindle™. Access your app store directly or from the links provided on the library collection page.

RBdigital apps require downloaded editions of the magazine.



Depending on when you are accessing RBdigital, you may see one of these two logos.

Use the RBdigital mobile app to read your magazines and check out additional magazines. To check out additional magazines, select **EXPLORE** on your device and check out magazines from your library collection. Return to your app by selecting **RETURN TO LIBRARIES** on iOS devices or by selecting the return arrow on Android or Kindle devices. Select magazines to download and read.

### Questions?

RBdigital is proud to offer free support for patrons.

Contact the RBdigital support team at

**1-877-772-8346**

or

**[yoursupport@recordedbooks.com](mailto:yoursupport@recordedbooks.com)**

Patron support is available from 7:30 a.m. to 6:30 p.m. ET, Monday through Friday.

# rb digital



#### WANT TO STREAM ONLINE?

Don't have a mobile device? Read or listen to your book online in your internet-enabled browser or download the audiobook to an MP3 or portable device using the RBdigital Media Manager.



#### DON'T SEE ALL THREE FORMATS?

Your library may have audiobooks/eBooks and magazines in different collections. Go to the registration link on your library's website to set up an account for the desired formats.




<http://bclibrary.org>

# WELCOME!


RBdigital offers an easy way to access audiobooks, magazines, and eBooks from your library. Follow these instructions to use the service with your mobile devices.

## Getting Started


- 1 First-time users need to set up an RBdigital account. From your library's RBdigital site, select **REGISTER** at the top right.
- 
- 2 Search in your device's app store and download the free RBdigital app.



Depending on when you are accessing RBdigital, you may see one of these two logos.

- 3 After installing the app, select **OPEN** from the app store or select the app icon from your device screen.
- 
- 4 Log in to your app with the username/email and password used to create your RBdigital account. Select your country, state/province, and library name.

## Checking Out Titles



- 1 If you have audiobook, magazine or eBook titles checked out, they will appear on the dashboard.
- 
- 2 To check out a title, click the **EXPLORE** icon. You can search by title, author, keyword, genre, and narrator (for audiobooks).

Explore eBooks

Explore audiobooks

- 3 Once you've made your selection, click **CHECKOUT**. This title will now show up on your dashboard page.

## Listening to Audiobooks and Reading eBooks

- 1 On your dashboard screen, click the tab for audiobooks and eBooks.
- 
- 2 Select the **INFORMATION** icon to get information on your checked-out book and to **RENEW/RETURN** and update **SETTINGS**.
- 
- 3 Select the **DOWNLOAD** icon and then select the **PLAY** icon for audiobooks or **READ** icon for eBooks.
- 4 In Read or Play mode, select the **SETTINGS** icon to update your reading/listening preferences.